

**Searching NAVs
on the available
platforms.**



flexfunds

Product Operations

Bloomberg



Bloomberg Series Page

How to Access?

Type the unique ISIN
identifier for your series
i.e., **XS1688389995**

IACAPT 0 03/05/2021 Corp NWZR Related Functions Menu Message

Bloomberg

Monday, June 28, 2021
Thank you for being a client since 2017
"Remember that how you say something is as important as what you say."
H Jackson Brown Jr

QuickTake

Bloomberg Markets

Bloomberg Businessweek

Read all about it.

Access to Bloomberg magazines is free with your Terminal subscription. Delivered to your inbox or your home.

[LEARN MORE](#) HDLV <GO>

Bloomberg New Economy Catalyst

Bold thinking. Breakthrough action.

June 30. Watch the future unfold >

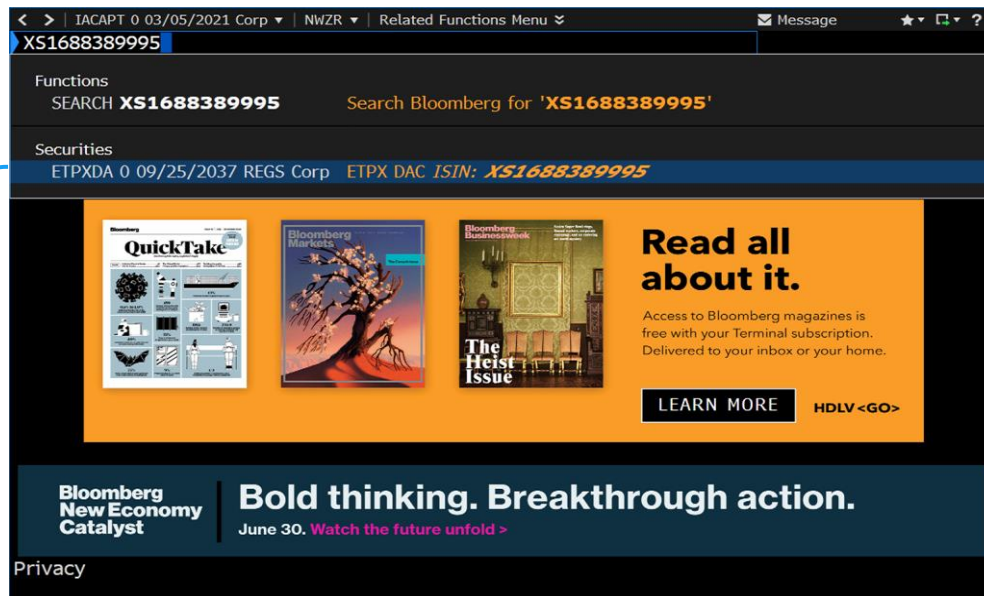
Privacy



Bloomberg Series Page

How to Access?

Select the security
related to the **ISIN**



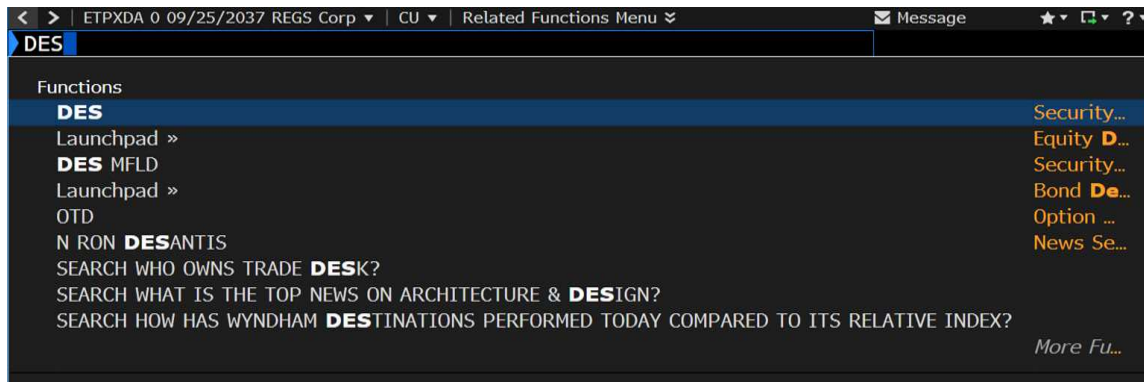
The screenshot shows a Bloomberg Terminal interface. At the top, the search bar contains 'XS1688389995'. Below the search bar, the 'Functions' section shows 'SEARCH XS1688389995' and 'Search Bloomberg for 'XS1688389995''. The 'Securities' section displays 'ETPXDA 0 09/25/2037 REGS Corp ETPX DAC ISIN: XS1688389995'. Below the securities information, there is a promotional banner for Bloomberg magazines. The banner features three magazine covers: 'QuickTake', 'Bloomberg Markets', and 'Bloomberg Businessweek'. To the right of the covers, the text reads 'Read all about it.' followed by 'Access to Bloomberg magazines is free with your Terminal subscription. Delivered to your inbox or your home.' Below this text is a 'LEARN MORE' button and 'HDLV <GO>'. At the bottom of the terminal, there is a dark blue banner with the text 'Bloomberg New Economy Catalyst' and 'Bold thinking. Breakthrough action. June 30. Watch the future unfold >'. A 'Privacy' link is visible in the bottom left corner.



Bloomberg Series Page

<DES>

Accessing to Series main page: Enter the function <DES>
then press **enter** key or <GO> in you Bloomberg keyboard



Bloomberg Series Page

<DES>

25) Bond Description		70) Issuer Description	
Pages		Identifiers	
1) Bond Info	Issuer Information	FIGI	BBG00ZN800M4
12) Addtl Info	Name CIX CAPITAL INT DAC	ISIN	XS2319865700
13) Reg/Tax	Industry Other Financial (BCLASS)	ID Number	B05925462
14) Covenants	Security Information	Bond Ratings	
15) Guarantors	Mkt Iss EURO MTN	Issuance & Trading	
16) Bond Ratings	Ctry/Reg IE Currency USD	Amt Issued/Outstanding	USD 125,000.00 (M) /
17) Identifiers	Rank Secured Series EMTN	USD 27,875.00 (M)	Min Piece/Increment
18) Exchanges	Coupon 7.000000 Type Variable	200,000.00 / 1,000.00	
19) Inv Parties	Cpn Freq Quarterly	Par Amount	699.06
20) Fees, Restrict	Day Cnt ACT/ACT Iss Price 100.0000	Book Runner	GWM-sole
21) Schedules	Maturity 04/20/2030	Exchange	VIENNA
22) Coupons	MAKE WHOLE @590.000 until 04/20/30/ PUT 04/...		
23) Impact	Iss Sprd		
Quick Links	Calc Type (99)*NO CALCULATIONS*		
32) ALLQ Pricing	Pricing Date 03/15/2021		
33) QRD Qt Recap	Interest Accrual Date 04/20/2021		
34) TDH Trade Hist	1st Settle Date 04/20/2021		
35) CACS Corp Action	1st Coupon Date 07/01/2021		
36) CF Prospectus			
37) CN Sec News			
38) HDS Holders			
60) Send Bond			

Suggested Functions

GP Chart securities & technical studies

GY See if yields are historically high/low



Bloomberg Series Historical Prices

<HP>

Accessing to Series Historical Prices: Enter the function <HP> then press **enter** key or <GO> in you Bloomberg keyboard



Bloomberg Series Historical Prices

<HP>

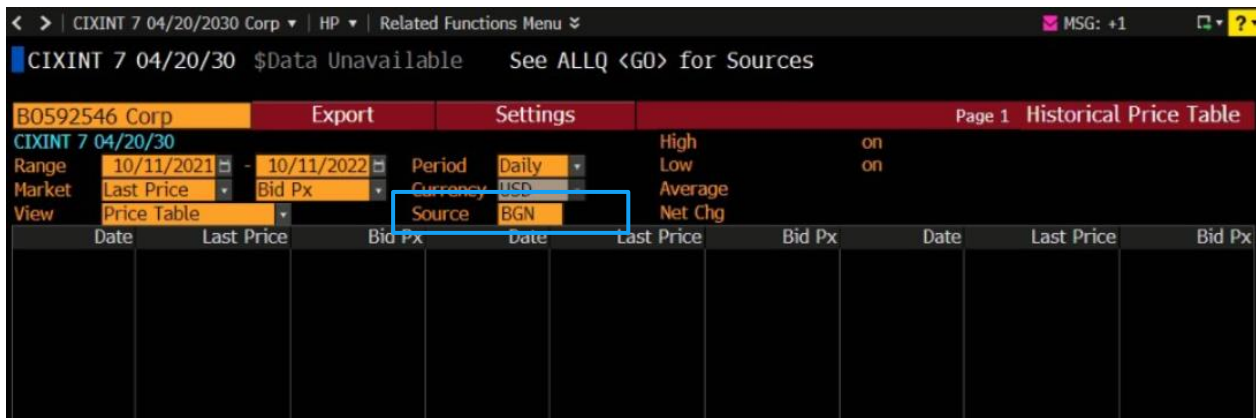
CANC HELP SEARC NEWS QUOT QUOT MSG MENU PRINT PG BA PG FV									
< > CIXINT 7 04/20/2030 Corp HP Related Functions Menu Today's News ?									
CIXINT 7 04/20/30 \$↑120.560 +.400 120.560 / 120.560 .000 / .000 As of 30 Sep -- X -- Source FXFD									
B0592546 Corp			Export		Settings		Page 1/1 Historical Price Table		
CIXINT 7 04/20/30									
Range	10/29/2021	-	09/30/2022	Period	Monthly	High	120.560 on	09/30/22	
Market	Bid Px		Ask Px	Currency	USD	Low	94.620 on	10/29/21	
View	Price Table			Source	FXFD	Average	109.270	109.270	
						Net Chg	25.940	27.41%	
Date	Bid Px	Ask Px	Date	Bid Px	Ask Px	Date	Bid Px	Ask Px	
12/31/22			12/31/21	95.790	95.790				
11/30/22			11/30/21	95.200	95.200				
10/31/22			10/29/21 L	94.620	94.620				
09/30/22 H	120.560	120.560							
08/31/22	120.160	120.160							
07/29/22	119.750	119.750							
06/30/22	111.330	111.330							
05/31/22	110.930	110.930							
04/29/22	110.290	110.290							
03/31/22	111.450	111.450							



Bloomberg Series

Frequently Issues

Pricing source: If you have problems finding the prices. Check the “Source” box and enter FXFD then press **enter** key or **<GO>** in you Bloomberg keyboard



The screenshot shows the Bloomberg terminal interface for the series CIXINT 7 04/20/30. The 'Source' field is highlighted with a blue box and set to 'BGN'. The 'Historical Price Table' is displayed with columns for Date, Last Price, and Bid Px.

Date	Last Price	Bid Px	Date	Last Price	Bid Px	Date	Last Price	Bid Px



Bloomberg Series

Frequently Issues

Pricing source: If you have problems finding the prices. Check the “**Source**” box and enter FXFD then press **enter** key or **<GO>** in you Bloomberg keyboard

The screenshot shows a Bloomberg terminal window for CIXINT 7 04/20/2030 Corp. The current price is \$120.560, up 0.400 from the previous close. The 'Source' field is highlighted with a blue box and set to 'FXFD'. The table below shows historical bid and ask prices from 03/31/22 to 12/31/22.

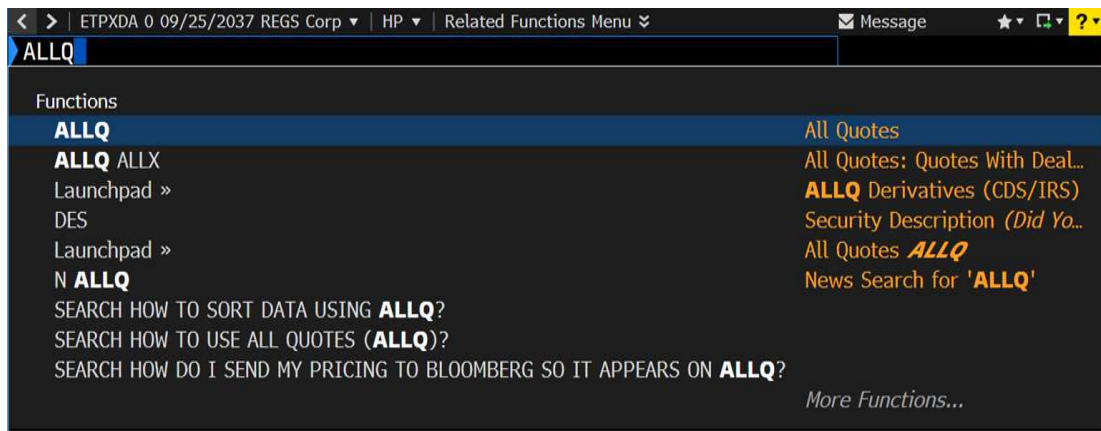
Date	Bid Px	Ask Px	Date	Bid Px	Ask Px	Date	Bid Px	Ask Px
12/31/22			12/31/21	95.790	95.790			
11/30/22			11/30/21	95.200	95.200			
10/31/22			10/29/21 L	94.620	94.620			
09/30/22 H	120.560	120.560						
08/31/22	120.160	120.160						
07/29/22	119.750	119.750						
06/30/22	111.330	111.330						
05/31/22	110.930	110.930						
04/29/22	110.290	110.290						
03/31/22	111.450	111.450						



Bloomberg Series

Frequently Issues

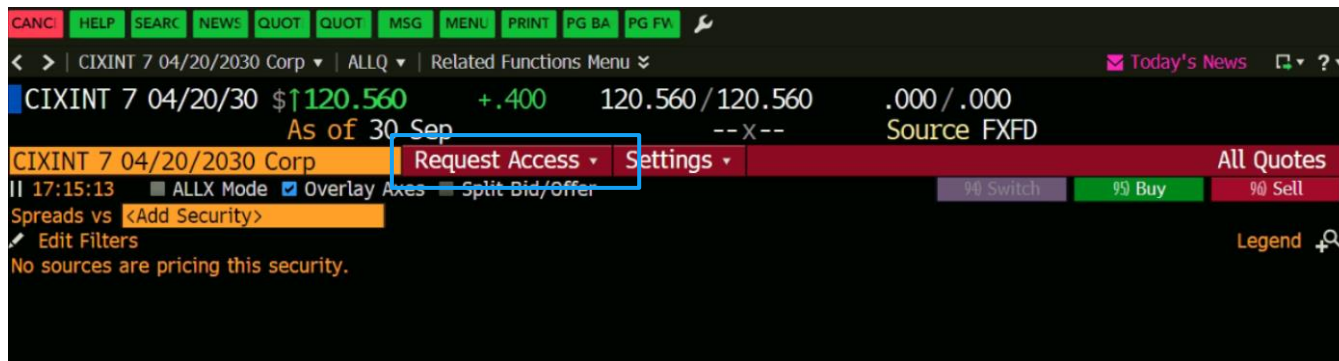
Pricing source: If you still have problems finding the prices. Check the function **<ALLQ>** then press **enter** key or **<GO>** in you Bloomberg keyboard



Bloomberg Series

Frequently Issues

Pricing source: If you still have problems finding the prices. Check the function **<ALLQ>** then press **enter** key or **<GO>** in you Bloomberg keyboard
Next, select **“Request Access”** and then **“Request Access View”**



The screenshot displays a Bloomberg terminal interface. At the top, a menu bar includes options like CANCEL, HELP, SEARCH, NEWS, QUOTE, MESSAGE, MENU, PRINT, PAGE BACK, and PAGE FORWARD. The main display shows the security CIXINT 7 04/20/2030 Corp with a price of \$120.560, a change of +.400, and a volume of 120.560 / 120.560. Below the price, the text 'As of 30 Sep' is visible. A red box highlights the 'Request Access' and 'Settings' menu items. Other visible elements include 'All Quotes', 'Legend', and a status bar at the bottom indicating 'No sources are pricing this security.'



Bloomberg Series Frequently Issues

Selecting **Submit** you will be able to find the prices and set it up permanently in **<HP>** function.

Function	Firm Name
<input type="checkbox"/> PCS	Firm Name
<input checked="" type="checkbox"/> FXFD	Flex Funds

Submit Close



Refinitiv-Eikon



Refinitiv Eikon

How to search prices?

Select the **“Quote”**
section on the menu



Refinitiv Eikon

How to search prices?

Once in the “Quote” section, type the ISIN of the series followed by the code “=FLXC”.

```

Search or Enter a Command  XS2319865700=FLXC  120.16  USD
XS2319865700=FLXC Quote  19865700=FLXC
XS2319865700=FLXC USD Series 442      STR      20APR30 Bkg 0
Latest / /      Size      Yield :      Contributor  Loc Time  Date
120.16 120.16   x          :          FlexFundsLTD MIA 09:09 02SEP
119.75 119.75   x          :          15:38 02AUG
111.33 111.33   x          :          10:22 08JUL
Net      Yld Net      Offcl Code:
High :      Open :      XS2319865700
Low :      Cls 31AUG 120.16
Contact
e-mail
Phone
  
```

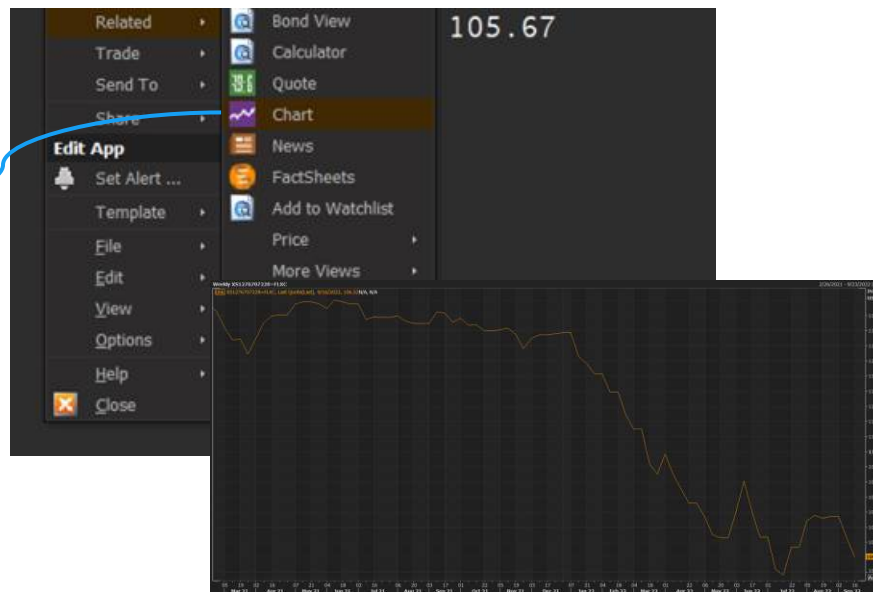


Refinitiv Eikon

How to search prices?

To see historical prices of the series:

Right click> Related>Chart



VSE



VSE

How to search prices?

How to search for FlexFunds' series on VSE

- Go to: <https://www.wienerbourse.at/en/market-data/bonds/search/>
- Search by **ISIN** > go to **“Details”**> Select **“NAV”**.
- Anyone can access to VSE to consult information and prices without the need of a subscription.
- Clients without Bloomberg and/or Refinitiv subscriptions will be able to check their **series' NAV per Note** on VSE.
- In the section **“Notifications”** the series notices are published as well.



VSE

How to search prices?

wiener
boerse

[News](#)

[Press](#)

[About Us](#)

[Update](#)

[Deactivate Mini Charts](#)

DE EN

[Login](#)

[Market Data](#)

[Indices](#)

[Trading](#)

[Listing](#)

[Technology](#)

[Vienna Stock Exchange](#) | [Market Data](#) | [Search](#)

Bonds

[Search](#) | [public sector](#) | [corporates prime](#) | [corporates standard](#) | [financial sector](#) | [performance linked bonds](#)



VSE

How to search prices?

Market Data | Indices | Trading | Listing | Technology

Vienna Stock Exchange | Market Data | Bonds | Details

CIX AHS Multifam Inc (S. 442) (XS2319865700) - Details

Last	Chg. %	Chg. Abs.	ISIN	Date, Time	MPQ	Add: +
-	-	-	XS2319865700	-	N	

Quote | Order Book | Chart | Details | Historical Data

Prospectus | NAV | Notifications

ISIN	Date ↑	Ind. NAV (in %)	Chg. %
XS2319865700	07/29/2022	119.750	+7.56%
XS2319865700	06/30/2022	111.330	+0.36%
XS2319865700	05/31/2022	110.930	+0.58%
XS2319865700	04/29/2022	110.290	-1.04%



Issuer website



Issuers website

Every issuer has its own website.

The series issued under its respective issuer have all its relevant information displayed on its unique section.

To access the website, please click on the following link:

- HFMX: <https://hfm.flexfunds.com/>
- ETPCAP2: <https://etpcap2.flexfunds.com/>
- IACAPITAL: <https://iacapital.flexfunds.com/>
- CIX: <https://cix.flexfunds.com/>
- ETPX: <https://etpx.flexfunds.com/>



Issuers website

The page is made up of three sections:

- **Series:** contains a summary of each of the series issued under CIX Designated Activity, highlighting:
 - Portfolio Management.
 - Strategy.
 - Performance.
 - Characteristics.
 - Documents.
- **About:** explain the service providers that the company works with, and the trading process of the series.
- **FAQs:** compile various potential questions from noteholders, customers, and potential customers.



Issuers website

XS2063500248

ITHACA INVESTMENT TRUST (SERIES 314) NOTES DUE 2024

NAV

106.83

Monthly NAV Change

+0.59 +0.56%

Year to Date Change

+1.06%

as of 8/31/2022

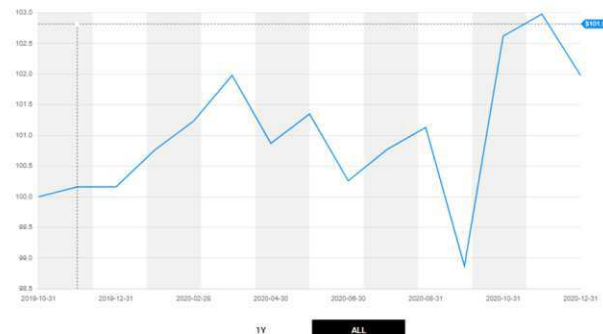
Portfolio

Strategy

Performance


Characteristics

1 M **+0.56%** 3 M **-0.07%** 1 Y **-0.03%** Since Inception **6.83%** Vol. **5.22%**



TOP 10 Holdings





We greatly appreciate your collaboration and commitment!

Daris Hechevarria
Chief Operating Officer

Carlos Sánchez
Product Senior Associate

Diego León
Product Analyst

Contact us

Product Operations

+1 (305) 767 2926

productoperations@flexfunds.com

Disclaimer Information



Without limitation, this information sheet does not constitute an offer or a recommendation to enter into any business relationship or transaction. It does not constitute any type of financial or legal advice. When making a business relationship or investment decision, you should rely solely on any final documentation or any series documentation relating to the business relationship or transaction and not this summary. Investment strategies involve numerous risks.

Entities should consult their own business, tax, legal and accounting advisors with respect to the products contemplated herein, and they should refrain from entering into a business relationship with us unless they have fully understood the associated risk and have independently determined that the arrangement is appropriate for them.

Neither FlexFunds nor any of the Issuers it serves as arranger for are financial advisors or fiduciaries of the recipient hereof or of any end-investors.

The referenced Exchange Trade Products (“ETPs”) are issued by Irish domiciled companies established under Irish Law. The ETPs have not been registered under the United States Securities Act of 1933, as amended (the “Act”) or the securities laws of any of the States of the United States. The ETPs may not be offered or sold in the United States or to U.S. Persons (as defined by Regulation S promulgated under the Act) unless they are registered under the Act, or an exemption from the registration requirements of the Securities Act is available. The ETPs are subject to certain United States tax law requirements.

The ETPs entitle the holder to receive a return linked to the performance of the underlying basket of securities that is actively managed by the series advisor. End-investors are therefore at risk that the performance of the product may cause any amounts payable under the product to be less than the amount paid for the ETP. Accordingly, investments into the ETPs bear market risk and investors are cautioned to take advice accordingly. The historical performance of any ETP should not be taken as an indication of the product future performance during the term of the product. The value of the investment may fluctuate and investors may not get back the amount invested. Investment risks from market and currency losses as well as high volatility and concentration risk cannot be excluded.